

THT-100EL and TL Transparent Full Height Turnstiles



THT-100EL



THT-100TL

Full height security with style

With Boon Edam's THT-100 transparent turnstiles, you don't have to sacrifice aesthetics for high security entrance control. Transparent arms and shields create an open appearance and all models are compatible with any access control system.

THT-100EL

Utilizes clear arms and a curved acrylic shield assembly. A full stainless steel ceiling canopy provides the clean, finished look of a revolving door. Optional square stainless steel ceiling canopy creates revolving door look.

THT-100TL

Transparent tandem turnstile combines clear arms and curved acrylic shield with heavy duty construction for exceptional durability. Has a full rectangular stainless steel ceiling canopy.

'Designed for aesthetic appeal to complement any decor'

Construction

- THT-100EL & THT-100TL: Available in stainless steel, anodized or powder coat. Arms are fabricated from 1-1/4" x 3" thick transparent material for maximum durability and strength. Maximum open space between arms is 5-1/4" to prevent access.
- All materials meet ASTM standards.
- Hydraulic dampener controls rotation speed, ensures smooth operation, reduces vandalism and increases operating life even under the toughest conditions.
- Sealed top and bottom bearings provide free, easy rotation even in challenging environments.
- Electric turnstiles use a heavy duty electromechanical ratchet and pawl operating mechanism to restrict traffic flow.

Features & options

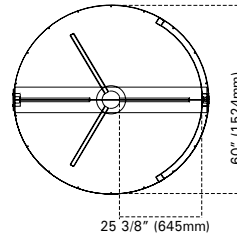
Characterics	THT-100EL		THT-100TL	
	Std	Opt	Std	Opt
Fail-lock or Fail-safe for electrical direction)	•		•	
Free or Locked Exit (for mechanical direction)	•		•	
Full Indoor Canopy	•		•	
Pulse Relay	•		•	
Time-Out Relay	•		•	
Hydraulic Speed Control	•		•	
Red & Green Indicator Lights	•		•	
Rotation Detection Switch		•		•
Remote Pushbutton		•		•
Key Bypass*		•		•
Home Position Switch		•		•
Heel Protectors		•		•
Card Reader Box		•		•
Custom Powder Coated Color (RAL ref) Choices		•		•

*Key Bypass is standard with a Fail Lock configuration.

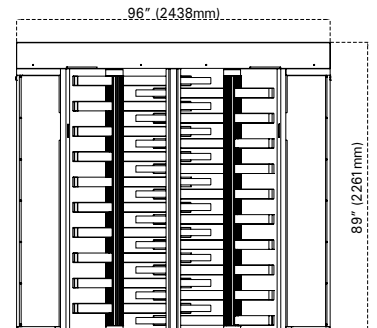
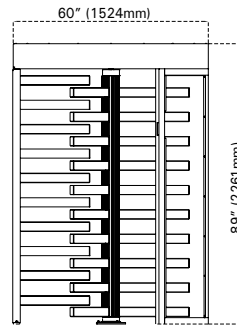
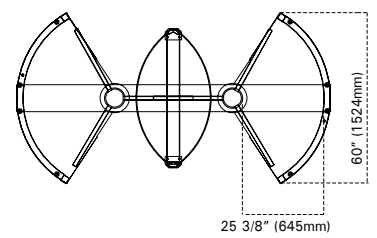
Dimensions

Model	Height	Width	Depth	Interior Height	Shipping Wt.
THT-100EL	89"	60"	60"	81"	1000 lbs.
THT-100TL	89"	96"	60"	81"	2200 lbs.

THT-100EL FOOTPRINT



THT-100TL FOOTPRINT



Technical specifications

Power supply ¹	110 VAC (220 VAC optional), 50/60 Hz Converted to 24 Volt
Power consumption ¹	Less than 1 amp at 110 VAC
Working temperature	5°F to 110°F
Connection	The electrical full height turnstile communicates with most authorization systems using potential free contacts.

¹Only for electrical models

